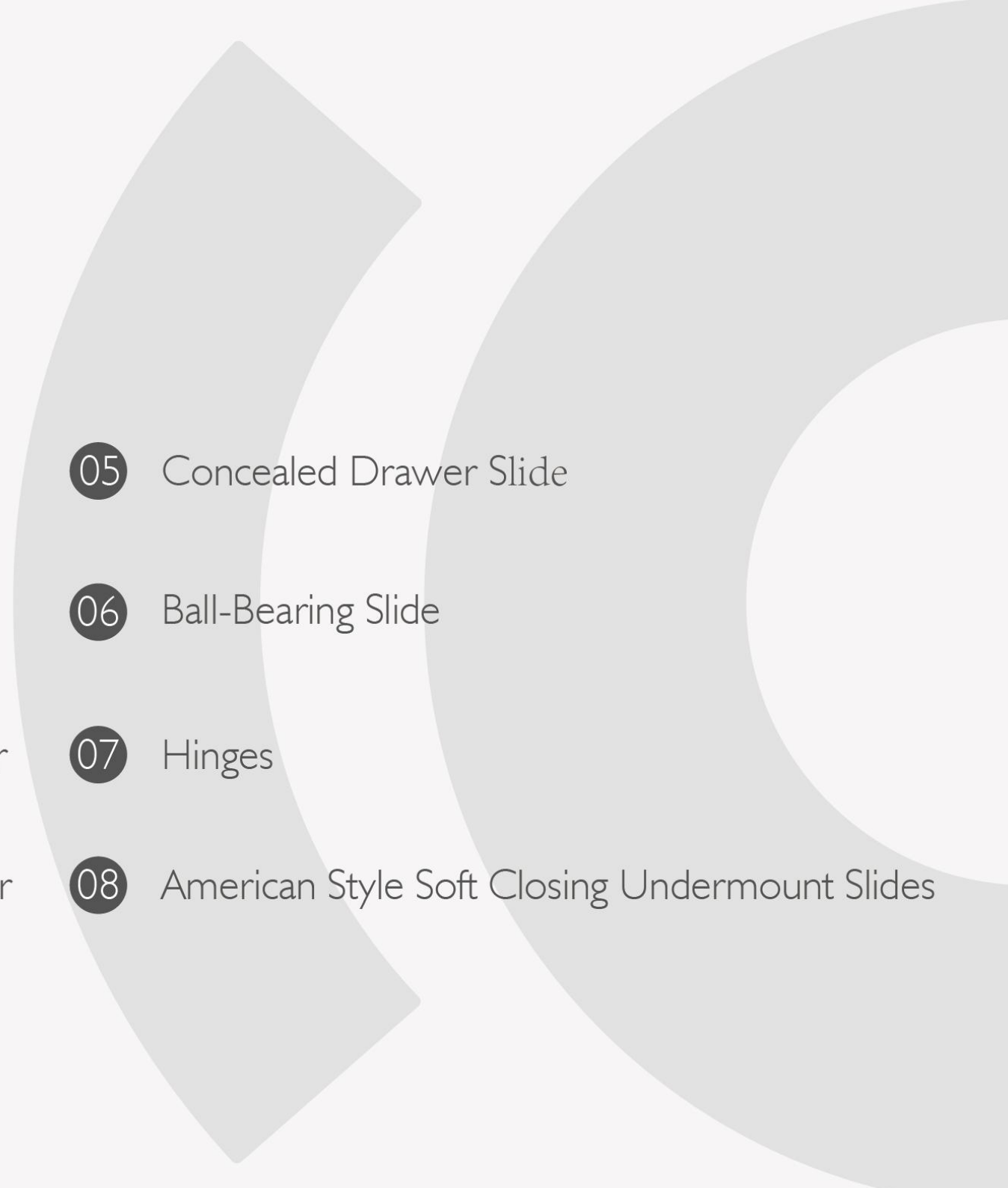




CONTENTS

- 
- 01 Lift Up System
 - 02 BM Double-Wall Drawer
 - 03 M Slim Double-Wall Drawer
 - 04 Electric Double-Wall Drawer
 - 05 Concealed Drawer Slide
 - 06 Ball-Bearing Slide
 - 07 Hinges
 - 08 American Style Soft Closing Undermount Slides

Lift Up System

01





Top Stays Lift-Soft Closing

- Soft self-closing effect, quiet and comfortable
- Simple assembly and easy adjustment
- Power factor adjusts to the different cabinet weight
- Minimum interior cabinet depth: 261mm
- Door stays at any position between 25°-100°
- Cabinet height ranges from 600mm
- Cabinet width ranges from 1800mm

Individually Packed

Applicable for door weight	Power Factor	Item #	Set/CTN
5-12kg	2800-7200	FH01-H-D	8




Top Stays Lift-Push Open

- Push-open: Push the door slightly, then the door opens
- Simple assembly and easy adjustment
- Power factor adjusts to the different cabinet weight
- Minimum interior cabinet depth: 261mm
- Doors stay open at any position
- Cabinet height ranges from 600mm
- Cabinet width ranges from 1800mm

Individually Packed

Door weight	Power Factor	Item #	Set/CTN
3-10kg	1000-6000	FT01-H-A	8





Top - Stays Uplift

- Easy Installation and Adjustment
- Three-dimension door adjustment
- Cabinet height ranges from 450mm to 580mm
- With the motion inside the lift mechanism, door opens automatically by tapping the sens
- Cabinet width ranges from 300mm to 1200mm
- Minimum interior cabinet depth: 260mm
- Stop when there is a strong resistance

Individually Packed		
Applicable for door weight	Item #	Set/CTN
2~3.5kg	FE02-H-A	4
3.5~6kg	FE02-H-B	4
6~9.5kg	FE02-H-C	4
9~12kg	FE02-H-D	4



Mini Top Stays Lift-Soft Closing

- Easy Installation and Adjustment
- 3D adjustment for the door
- Cabinet height: Max 600mm
- Cabinet width ranges from 1000mm
- Minimum interior cabinet depth: 200mm
- Door stays at any position between 25°-100°
- Torque=Weight of door-Height of door

Individually Packed			
Door weight	Power Factor [®]	Item #	Set/CTN
2~3kg	A:400-1500	FHS01-H-A	8
3~5kg	B:1500-3000	FHS01-H-B	8
5~8kg	C:2500-3600	FHS01-H-C	8





Top-Stays Lift Bi-Folds-Manual

- Easy Installation and Adjustment
- Three-dimension door adjustment
- Minimum interior cabinet depth: 330mm
- Staying angle: Staying at any position between 30°-100° .
- Cabinet height ranges 600-800mm
- Cabinet width is below 1200mm

Individually Packed

Applicable for door weight	Item #	Set/CTN
5-7kg	FL01-H-S	4
7-9kg	FL01-H-A	4
9-11kg	FL01-H-B	4
11-13kg	FL01-H-C	4



BM Double-Wall Drawer

02





BM Series Double-Wall Drawer
(Standard drawer) Standard drawer(H75mm)

- Concealed, full extension
- 2D adjustment , Up & down and left & right adjustment $\pm 1.5\text{mm}$
- Tool-free assembly and removal of drawer
- Linkage system is in perfect silence and smooth
- Dynamic loading capacity is 35kg
- Finishing: White, Silver grey, Iron grey

Individually Packed

Nominal Length NL	Item #	Set/CTN
270mm	BM01-270-H	4
300mm	BM01-300-H	4
350mm	BM01-350-H	4
400mm	BM01-400-H	4
450mm	BM01-450-H	4
500mm	BM01-500-H	4
550mm	BM01-550-H	4



BM Series Double-Wall Drawer
(Medium drawer with round bar) Medium drawer(H129mm)

- Concealed, full extension
- 2D adjustment , Up & down and left & right adjustment $\pm 1.5\text{mm}$
- Tool-free assembly and removal of drawer
- Linkage system is in perfect silence and smooth
- Dynamic loading capacity is 35kg
- Finishing: White, Silver grey, Iron grey

Individually Packed

Nominal Length NL	Item #	Set/CTN
270mm	BM02-270-H	4
300mm	BM02-300-H	4
350mm	BM02-350-H	4
400mm	BM02-400-H	4
450mm	BM02-450-H	4
500mm	BM02-500-H	4
550mm	BM02-550-H	4



BM Series Double-Wall Drawer
(Medium drawer with round bar) High Drawer(H161mm)

- Concealed, full extension
- 2D adjustment , Up & down and left & right adjustment $\pm 1.5\text{mm}$
- Tool-free assembly and removal of drawer
- Linkage system is in perfect silence and smooth
- Dynamic loading capacity is 35kg
- Finishing: White, Silver grey, Iron grey

Individually Packed

Nominal Length NL	Item #	Set/CTN
270mm	BM03-270-H	4
300mm	BM03-300-H	4
350mm	BM03-350-H	4
400mm	BM03-400-H	4
450mm	BM03-450-H	4
500mm	BM03-500-H	4
550mm	BM03-550-H	4



BM Series Double-Wall Drawer
(Heightening drawer with round bar) Heightening Drawer(H193mm)

- Concealed, full extension
- 2D adjustment , Up & down and left & right adjustment $\pm 1.5\text{mm}$
- Tool-free assembly and removal of drawer
- Linkage system is in perfect silence and smooth
- Dynamic loading capacity is 35kg
- Finishing: White, Silver grey, Iron grey

Individually Packed

Nominal Length NL	Item #	Set/CTN
270mm	BM04-270-H	4
300mm	BM04-300-H	4
350mm	BM04-350-H	4
400mm	BM04-400-H	4
450mm	BM04-450-H	4
500mm	BM04-500-H	4
550mm	BM04-550-H	4



BM Series Double-Wall Drawer

(Medium drawer with square bar) Medium drawer(H129mm)

- Concealed, full extension
- 2D adjustment , Up & down and left & right adjustment $\pm 1.5\text{mm}$
- Tool-free assembly and removal of drawer
- Linkage system is in perfect silence and smooth
- Dynamic loading capacity is 35kg
- Finishing: White, Silver grey, Iron grey

Individually Packed

Nominal Length NL	Item #	Set/CTN
270mm	BM02F-270-H	4
300mm	BM02F-300-H	4
350mm	BM02F-350-H	4
400mm	BM02F-400-H	4
450mm	BM02F-450-H	4
500mm	BM02F-500-H	4
550mm	BM02F-550-H	4



BM Series Double-Wall Drawer

(Medium drawer with square bar) High Drawer(H161mm)

- Concealed, full extension
- 2D adjustment , Up & down and left & right adjustment $\pm 1.5\text{mm}$
- Tool-free assembly and removal of drawer
- Linkage system is in perfect silence and smooth
- Dynamic loading capacity is 35kg
- Finishing: White, Silver grey, Iron grey

Individually Packed

Nominal Length NL	Item #	Set/CTN
270mm	BM03F-270-H	4
300mm	BM03F-300-H	4
350mm	BM03F-350-H	4
400mm	BM03F-400-H	4
450mm	BM03F-450-H	4
500mm	BM03F-500-H	4
550mm	BM03F-550-H	4



BM Series Double-Wall Drawer
(High drawer with square bar) Heightening Drawer(H193mm)

- Concealed, full extension
- 2D adjustment , Up & down and left & right adjustment $\pm 1.5\text{mm}$
- Tool-free assembly and removal of drawer
- Linkage system is in perfect silence and smooth
- Dynamic loading capacity is 35kg
- Finishing: White, Silver grey, Iron grey

Individually Packed

Nominal Length NL	Item #	Set/CTN
270mm	BM04F-270-H	4
300mm	BM04F-300-H	4
350mm	BM04F-350-H	4
400mm	BM04F-400-H	4
450mm	BM04F-450-H	4
500mm	BM04F-500-H	4
550mm	BM04F-550-H	4



BM Series Double-Wall Drawer
(High drawer with Steel side panel) Heightening Drawer(H193mm)

- Concealed, full extension
- 2D adjustment , Up & down and left & right adjustment $\pm 1.5\text{mm}$
- Tool-free assembly and removal of drawer
- Linkage system is in perfect silence and smooth
- Dynamic loading capacity is 35kg
- Finishing: White, Silver grey, Iron grey

Individually Packed

Nominal Length NL	Item #	Set/CTN
350mm	BM04-350-HG	4
400mm	BM04-400-HG	4
450mm	BM04-450-HG	4
500mm	BM04-500-HG	4
550mm	BM04-550-HG	4

03

M Slim Double-Wall Drawer





M Series Slim Double-Wall Drawer (Low)

Drawer wall height is 91.5mm

- Concealed, full extension
- 2D adjustment , Up & down and left & right adjustment $\pm 1.5\text{mm}$
- Tool-free assembly and removal of drawer
- Linkage system is in perfect silence and smooth
- Dynamic loading capacity is 35kg
- Finishing: White, Silver grey, Iron grey

Individually Packed		
Nominal length NL	Item #	Set/CTN
270mm	M01-270-H	4
300mm	M01-300-H	4
350mm	M01-350-H	4
400mm	M01-400-H	4
450mm	M01-450-H	4
500mm	M01-500-H	4
550mm	M01-550-H	4



M Series Slim Double-Wall Drawer (Low)

Drawer wall height is 91.5mm,aluminum drawer front panel

- Concealed, full extension
- 2D adjustment , Up & down adjustment $\pm 1.5\text{mm}$
- Tool-free assembly and removal of drawer
- Linkage system is in perfect silence and smooth
- Dynamic loading capacity is 35kg
- Finishing: White, Silver grey, Iron grey

Individually Packed		
Nominal length NL	Item #	Set/CTN
270mm	M01-270-HA	4
300mm	M01-300-HA	4
350mm	M01-350-HA	4
400mm	M01-400-HA	4
450mm	M01-450-HA	4
500mm	M01-500-HA	4
550mm	M01 550 HA	4





M Series Slim Double-Wall Drawer

(Standard inner drawer with half glass panel)

Drawer wall height is 91.5mm, aluminum+glass drawer front panel.

- Concealed, full extension
- 2D adjustment , Up & down adjustment $\pm 1.5\text{mm}$
- Tool-free assembly and removal of drawer
- Linkage system is in perfect silence and smooth
- Dynamic loading capacity is 35kg
- Finishing: White, Silver grey, Iron grey

Package (Applicable for cabinet net width 464mm)		
Nominal length NL	Item #	Set/CTN
270mm	M01-270-HB464	4
300mm	M01-300-HB464	4
350mm	M01-350-HB464	4
400mm	M01-400-HB464	4
450mm	M01-450-HB464	4
500mm	M01-500-HB464	4
550mm	M01-550-HB464	4

Package (Applicable for cabinet net width 564mm)		
Nominal length NL	Item #	Set/CTN
270mm	M01-270-HB564	4
300mm	M01-300-HB564	4
350mm	M01-350-HB564	4
400mm	M01-400-HB564	4
450mm	M01-450-HB564	4
500mm	M01-500-HB564	4
550mm	M01-550-HB564	4

Package (Applicable for cabinet net width 664mm)		
Nominal length NL	Item #	Set/CTN
270mm	M01-270-HB664	4
300mm	M01-300-HB664	4
350mm	M01-350-HB664	4
400mm	M01-400-HB664	4
450mm	M01-450-HB664	4
500mm	M01-500-HB664	4
550mm	M01-550-HB664	4

Package (Applicable for cabinet net width 764mm)		
Nominal length NL	Item #	Set/CTN
270mm	M01-270-HB764	4
300mm	M01-300-HB764	4
350mm	M01-350-HB764	4
400mm	M01-400-HB764	4
450mm	M01-450-HB764	4
500mm	M01-500-HB764	4
550mm	M01-550-HB764	4

Package (Applicable for cabinet net width 864mm)		
Nominal length NL	Item #	Set/CTN
270mm	M01-270-HB864	4
300mm	M01-300-HB864	4
350mm	M01-350-HB864	4
400mm	M01-400-HB864	4
450mm	M01-450-HB864	4
500mm	M01-500-HB864	4
550mm	M01-550-HB864	4

Package (Applicable for cabinet net width 964mm)		
Nominal length NL	Item #	Set/CTN
270mm	M01-270-HB964	4
300mm	M01-300-HB964	4
350mm	M01-350-HB964	4
400mm	M01-400-HB964	4
450mm	M01-450-HB964	4
500mm	M01-500-HB964	4
550mm	M01-550-HB964	4





M Series Slim Double-Wall Drawer(Medium)

Drawer wall height is 121.5mm

- Concealed, full extension
- 2D adjustment , Up & down and left & right adjustment $\pm 1.5\text{mm}$
- Tool-free assembly and removal of drawer
- Linkage system is in perfect silence and smooth
- Dynamic loading capacity is 35kg
- Finishing: White, Silver grey, Iron grey

Individually Packed		
Nominal length NL	Item #	Set/CTN
270mm	M02-270-H	4
300mm	M02-300-H	4
350mm	M02-350-H	4
400mm	M02-400-H	4
450mm	M02-450-H	4
500mm	M02-500-H	4
550mm	M02-550-H	4



M Series Slim Double-Wall Drawer(High)

Drawer wall height is 171.5mm

- Concealed, full extension
- 2D adjustment , Up & down and left & right adjustment $\pm 1.5\text{mm}$
- Tool-free assembly and removal of drawer
- Linkage system is in perfect silence and smooth
- Dynamic loading capacity is 35kg
- Finishing: White, Silver grey, Iron grey

Individually Packed		
Nominal length NL	Item #	Set/CTN
270mm	M03-270-H	4
300mm	M03-300-H	4
350mm	M03-350-H	4
400mm	M03-400-H	4
450mm	M03-450-H	4
500mm	M03-500-H	4
550mm	M03-550-H	4





M Series Slim Double-Wall Drawer

(4mm medium drawer) Drawer wall height is 171.5mm

- Concealed, full extension
- 2D adjustment , Up & down and left & right adjustment $\pm 1.5\text{mm}$
- Tool-free assembly and removal of drawer
- Linkage system is in perfect silence and smooth
- Dynamic loading capacity is 35kg
- Finishing: White, Silver grey, Iron grey

Individually Packed		
Nominal length NL	Item #	Set/CTN
270mm	M03-270-H4	4
300mm	M03-300-H4	4
350mm	M03-350-H4	4
400mm	M03-400-H4	4
450mm	M03-450-H4	4
500mm	M03-500-H4	4
550mm	M03-550-H4	4



M Series Slim Double-Wall Drawer

(8mm medium drawer) Drawer wall height is 171.5mm

- Concealed, full extension
- 2D adjustment , Up & down and left & right adjustment $\pm 1.5\text{mm}$
- Tool-free assembly and removal of drawer
- Linkage system is in perfect silence and smooth
- Dynamic loading capacity is 35kg
- Finishing: White, Silver grey, Iron grey

Individually Packed		
Nominal length NL	Item #	Set/CTN
270mm	M03-270-H8	4
300mm	M03-300-H8	4
350mm	M03-350-H8	4
400mm	M03-400-H8	4
450mm	M03-450-H8	4
500mm	M03-500-H8	4
550mm	M03-550-H8	4





M Series Slim Double-Wall Drawer

(Square bar medium drawer)

Drawer wall height is 171.5mm

- Concealed, full extension
- 2D adjustment , Up & down and left & right adjustment $\pm 1.5\text{mm}$
- Tool-free assembly and removal of drawer
- Linkage system is in perfect silence and smooth
- Dynamic loading capacity is 35kg
- Finishing: White, Silver grey, Iron grey

Individually Packed		
Nominal length NL	Item #	Set/CTN
270mm	M03-270-HF	4
300mm	M03-300-HF	4
350mm	M03-350-HF	4
400mm	M03-400-HF	4
450mm	M03-450-HF	4
500mm	M03-500-HF	4
550mm	M03-550-HF	4



M Series Slim Double-Wall Drawer

Drawer wall height is 171.5mm,aluminum drawer front panel. (square bar inner medium drawer)

- Concealed, full extension
- 2D adjustment , Up & down adjustment $\pm 1.5\text{mm}$
- Tool-free assembly and removal of drawer
- Linkage system is in perfect silence and smooth
- Dynamic loading capacity is 35kg
- Finishing: White, Silver grey, Iron grey

Individually Packed		
Nominal length NL	Item #	Set/CTN
270mm	M03-270-HL	4
300mm	M03-300-HL	4
350mm	M03-350-HL	4
400mm	M03-400-HL	4
450mm	M03-450-HL	4
500mm	M03-500-HL	4
550mm	M03-550-HL	4





M Series Slim Double-Wall Drawer

(High inner drawer with half glass panel)

Drawer wall height is 171.5mm,
aluminum+glass drawer front panel.

- Concealed, full extension
- 2D adjustment , Up & down adjustment $\pm 1.5\text{mm}$
- Tool-free assembly and removal of drawer
- Linkage system is in perfect silence and smooth
- Dynamic loading capacity is 35kg
- Finishing: White, Silver grey, Iron grey

Package (Applicable for cabinet net width 464mm)

Nominal length NL	Item #	Set/CTN
270mm	M03-270-HB464	4
300mm	M03-300-HB464	4
350mm	M03-350-HB464	4
400mm	M03-400-HB464	4
450mm	M03-450-HB464	4
500mm	M03-500-HB464	4
550mm	M03-550-HB464	4

Package (Applicable for cabinet net width 564mm)

Nominal length NL	Item #	Set/CTN
270mm	M03-270-HB564	4
300mm	M03-300-HB564	4
350mm	M03-350-HB564	4
400mm	M03-400-HB564	4
450mm	M03-450-HB564	4
500mm	M03-500-HB564	4
550mm	M03-550-HB564	4

Package (Applicable for cabinet net width 664mm)

Nominal length NL	Item #	Set/CTN
270mm	M03-270-HB664	4
300mm	M03-300-HB664	4
350mm	M03-350-HB664	4
400mm	M03-400-HB664	4
450mm	M03-450-HB664	4
500mm	M03-500-HB664	4
550mm	M03-550-HB664	4

Package (Applicable for cabinet net width 764mm)

Nominal length NL	Item #	Set/CTN
270mm	M03-270-HB764	4
300mm	M03-300-HB764	4
350mm	M03-350-HB764	4
400mm	M03-400-HB764	4
450mm	M03-450-HB764	4
500mm	M03-500-HB764	4
550mm	M03-550-HB764	4

Package (Applicable for cabinet net width 864mm)

Nominal length NL	Item #	Set/CTN
270mm	M03-270-HB 864	4
300mm	M03-300-HB 864	4
350mm	M03-350-HB 864	4
400mm	M03-400-HB 864	4
450mm	M03-450-HB 864	4
500mm	M03-500-HB 864	4
550mm	M03-550-HB 864	4

Package (Applicable for cabinet net width 964mm)

Nominal length NL	Item #	Set/CTN
270mm	M03-270-HB964	4
300mm	M03-300-HB964	4
350mm	M03-350-HB964	4
400mm	M03-400-HB964	4
450mm	M03-450-HB964	4
500mm	M03-500-HB964	4
550mm	M03-550-HB964	4





M Series Slim Double-Wall Drawer

(full glass inner medium drawer)

Drawer wall height is 171.5mm,
aluminum+half glass drawer front panel.

- Concealed, full extension
- 2D adjustment , Up & down adjustment $\pm 1.5\text{mm}$
- Tool-free assembly and removal of drawer
- Linkage system is in perfect silence and smooth
- Dynamic loading capacity is 35kg
- Finishing: White, Silver grey, Iron grey

Package (Applicable for cabinet net width 464mm)			Package (Applicable for cabinet net width 564mm)			Package (Applicable for cabinet net width 664mm)		
Nominal length NL	Item #	Set/CTN	Nominal length NL	Item #	Set/CTN	Nominal length NL	Item #	Set/CTN
270mm	M03-270-HQ464	4	270mm	M03-270-HQ564	4	270mm	M03-270-HQ664	4
300mm	M03-300-HQ464	4	300mm	M03-300-HQ564	4	300mm	M03-300-HQ664	4
350mm	M03-350-HQ464	4	350mm	M03-350-HQ564	4	350mm	M03-350-HQ664	4
400mm	M03-400-HQ464	4	400mm	M03-400-HQ564	4	400mm	M03-400-HQ664	4
450mm	M03-450-HQ464	4	450mm	M03-450-HQ564	4	450mm	M03-450-HQ664	4
500mm	M03-500-HQ464	4	500mm	M03-500-HQ564	4	500mm	M03-500-HQ664	4
550mm	M03-550-HQ464	4	550mm	M03-550-HQ564	4	550mm	M03-550-HQ664	4

Package (Applicable for cabinet net width 764mm)			Package (Applicable for cabinet net width 864mm)			Package (Applicable for cabinet net width 964mm)		
Nominal length NL	Item #	Set/CTN	Nominal length NL	Item #	Set/CTN	Nominal length NL	Item #	Set/CTN
270mm	M03-270-HQ764	4	270mm	M03-270-HQ864	4	270mm	M03-270-HQ964	4
300mm	M03-300-HQ764	4	300mm	M03-300-HQ864	4	300mm	M03-300-HQ964	4
350mm	M03-350-HQ764	4	350mm	M03-350-HQ864	4	350mm	M03-350-HQ964	4
400mm	M03-400-HQ764	4	400mm	M03-400-HQ864	4	400mm	M03-400-HQ964	4
450mm	M03-450-HQ764	4	450mm	M03-450-HQ864	4	450mm	M03-450-HQ964	4
500mm	M03-500-HQ764	4	500mm	M03-500-HQ864	4	500mm	M03-500-HQ964	4
550mm	M03-550-HQ764	4	550mm	M03-550-HQ864	4	550mm	M03-550-HQ964	4





M Series Slim Double-Wall Drawer (High inner drawer with 4mm half glass panel)

Drawer wall height is 171.5mm,
aluminum+glass drawer front panel.

- Concealed, full extension
- 2D adjustment , Up & down adjustment $\pm 1.5\text{mm}$
- Tool-free assembly and removal of drawer
- Linkage system is in perfect silence and smooth
- Dynamic loading capacity is 35kg
- Finishing: White, Silver grey, Iron grey

Package (Applicable for cabinet net width 464mm)

Nominal length NL	Item #	Set/CTN
270mm	M03-270-H4B 464	4
300mm	M03-300-H4B 464	4
350mm	M03-350-H4B 464	4
400mm	M03-400-H4B 464	4
450mm	M03-450-H4B 464	4
500mm	M03-500-H4B 464	4
550mm	M03-550-H4B 464	4

Package (Applicable for cabinet net width 564mm)

Nominal length NL	Item #	Set/CTN
270mm	M03-270-H4B 564	4
300mm	M03-300-H4B 564	4
350mm	M03-350-H4B 564	4
400mm	M03-400-H4B 564	4
450mm	M03-450-H4B 564	4
500mm	M03-500-H4B 564	4
550mm	M03-550-H4B 564	4

Package (Applicable for cabinet net width 664mm)

Nominal length NL	Item #	Set/CTN
270mm	M03-270-H4B 664	4
300mm	M03-300-H4B 664	4
350mm	M03-350-H4B 664	4
400mm	M03-400-H4B 664	4
450mm	M03-450-H4B 664	4
500mm	M03-500-H4B 664	4
550mm	M03-550-H4B 664	4

Package (Applicable for cabinet net width 764mm)

Nominal length NL	Item #	Set/CTN
270mm	M03-270-H4B 764	4
300mm	M03-300-H4B 764	4
350mm	M03-350-H4B 764	4
400mm	M03-400-H4B 764	4
450mm	M03-450-H4B 764	4
500mm	M03-500-H4B 764	4
550mm	M03-550-H4B 764	4

Package (Applicable for cabinet net width 864mm)

Nominal length NL	Item #	Set/CTN
270mm	M03-270-H4B 864	4
300mm	M03-300-H4B 864	4
350mm	M03-350-H4B 864	4
400mm	M03-400-H4B 864	4
450mm	M03-450-H4B 864	4
500mm	M03-500-H4B 864	4
550mm	M03-550-H4B 864	4

Package (Applicable for cabinet net width 964mm)

Nominal length NL	Item #	Set/CTN
270mm	M03-270-H4B 964	4
300mm	M03-300-H4B 964	4
350mm	M03-350-H4B 964	4
400mm	M03-400-H4B 964	4
450mm	M03-450-H4B 964	4
500mm	M03-500-H4B 964	4
550mm	M03-550-H4B 964	4





M Series Slim Double-Wall Drawer (High inner drawer with 4mm full glass panel)

- Concealed, full extension
- 2D adjustment , Up & down adjustment $\pm 1.5\text{mm}$
- Tool-free assembly and removal of drawer
- Linkage system is in perfect silence and smooth
- Dynamic loading capacity is 35kg
- Finishing: White, Silver grey, Iron grey

Package (Applicable for cabinet net width 464mm)			Package (Applicable for cabinet net width 564mm)			Package (Applicable for cabinet net width 664mm)		
Nominal length NL	Item #	Set/CTN	Nominal length NL	Item #	Set/CTN	Nominal length NL	Item #	Set/CTN
270mm	M03-270-H4Q 464	4	270mm	M03-270-H4Q 564	4	270mm	M03-270-H4Q 664	4
300mm	M03-300-H4Q 464	4	300mm	M03-300-H4Q 564	4	300mm	M03-300-H4Q 664	4
350mm	M03-350-H4Q 464	4	350mm	M03-350-H4Q 564	4	350mm	M03-350-H4Q 664	4
400mm	M03-400-H4Q 464	4	400mm	M03-400-H4Q 564	4	400mm	M03-400-H4Q 664	4
450mm	M03-450-H4Q 464	4	450mm	M03-450-H4Q 564	4	450mm	M03-450-H4Q 664	4
500mm	M03-500-H4Q 464	4	500mm	M03-500-H4Q 564	4	500mm	M03-500-H4Q 664	4
550mm	M03-550-H4Q 464	4	550mm	M03-550-H4Q 564	4	550mm	M03-550-H4Q 664	4

Package (Applicable for cabinet net width 764mm)			Package (Applicable for cabinet net width 864mm)			Package (Applicable for cabinet net width 964mm)		
Nominal length NL	Item #	Set/CTN	Nominal length NL	Item #	Set/CTN	Nominal length NL	Item #	Set/CTN
270mm	M03-270-H4Q 764	4	270mm	M03-270-H4Q 864	4	270mm	M03-270-H4Q 964	4
300mm	M03-300-H4Q 764	4	300mm	M03-300-H4Q 864	4	300mm	M03-300-H4Q 964	4
350mm	M03-350-H4Q 764	4	350mm	M03-350-H4Q 864	4	350mm	M03-350-H4Q 964	4
400mm	M03-400-H4Q 764	4	400mm	M03-400-H4Q 864	4	400mm	M03-400-H4Q 964	4
450mm	M03-450-H4Q 764	4	450mm	M03-450-H4Q 864	4	450mm	M03-450-H4Q 964	4
500mm	M03-500-H4Q 764	4	500mm	M03-500-H4Q 864	4	500mm	M03-500-H4Q 964	4
550mm	M03-550-H4Q 764	4	550mm	M03-550-H4Q 864	4	550mm	M03-550-H4Q 964	4





M Series Slim Double-Wall Drawer

(4mm square bar inner medium drawer) Drawer wall height is 171.5mm, aluminum+glass drawer front panel.

- Concealed, full extension
- 2D adjustment , Up & down adjustment $\pm 1.5\text{mm}$
- Tool-free assembly and removal of drawer
- Linkage system is in perfect silence and smooth
- Dynamic loading capacity is 35kg
- Finishing: White, Silver grey, Iron grey

Individually Packed		
Nominal length NL	Item #	Set/CTN
270mm	M03-270-H4F	4
300mm	M03-300-H4F	4
350mm	M03-350-H4F	4
400mm	M03-400-H4F	4
450mm	M03-450-H4F	4
500mm	M03-500-H4F	4
550mm	M03-550-H4F	4





M Series Slim Double-Wall Drawer

(8mm half glass inner medium drawer)

Drawer wall height is 171.5mm,
aluminum+glass drawer front panel.

- Concealed, full extension
- 2D adjustment , Up & down adjustment $\pm 1.5\text{mm}$
- Tool-free assembly and removal of drawer
- Linkage system is in perfect silence and smooth
- Dynamic loading capacity is 35kg
- Finishing: White, Silver grey, Iron grey

Package (Applicable for cabinet net width 464mm)

Nominal length NL	Item #	Set/CTN
270mm	M03-270-H8B 464	4
300mm	M03-300-H8B 464	4
350mm	M03-350-H8B 464	4
400mm	M03-400-H8B 464	4
450mm	M03-450-H8B 464	4
500mm	M03-500-H8B 464	4
550mm	M03-550-H8B 464	4

Package (Applicable for cabinet net width 564mm)

Nominal length NL	Item #	Set/CTN
270mm	M03-270-H8B 564	4
300mm	M03-300-H8B 564	4
350mm	M03-350-H8B 564	4
400mm	M03-400-H8B 564	4
450mm	M03-450-H8B 564	4
500mm	M03-500-H8B 564	4
550mm	M03-550-H8B 564	4

Package (Applicable for cabinet net width 664mm)

Nominal length NL	Item #	Set/CTN
270mm	M03-270-H8B 664	4
300mm	M03-300-H8B 664	4
350mm	M03-350-H8B 664	4
400mm	M03-400-H8B 664	4
450mm	M03-450-H8B 664	4
500mm	M03-500-H8B 664	4
550mm	M03-550-H8B 664	4

Package (Applicable for cabinet net width 764mm)

Nominal length NL	Item #	Set/CTN
270mm	M03-270-H8B 764	4
300mm	M03-300-H8B 764	4
350mm	M03-350-H8B 764	4
400mm	M03-400-H8B 764	4
450mm	M03-450-H8B 764	4
500mm	M03-500-H8B 764	4
550mm	M03-550-H8B 764	4

Package (Applicable for cabinet net width 864mm)

Nominal length NL	Item #	Set/CTN
270mm	M03-270-H8B 864	4
300mm	M03-300-H8B 864	4
350mm	M03-350-H8B 864	4
400mm	M03-400-H8B 864	4
450mm	M03-450-H8B 864	4
500mm	M03-500-H8B 864	4
550mm	M03-550-H8B 864	4

Package (Applicable for cabinet net width 964mm)

Nominal length NL	Item #	Set/CTN
270mm	M03-270-H8B 964	4
300mm	M03-300-H8B 964	4
350mm	M03-350-H8B 964	4
400mm	M03-400-H8B 964	4
450mm	M03-450-H8B 964	4
500mm	M03-500-H8B 964	4
550mm	M03-550-H8B 964	4





M Series Slim Double-Wall Drawer

(8mm full glass inner medium drawer)

Drawer wall height is 171.5mm,
aluminum+half glass drawer front panel.

- Concealed, full extension
- 2D adjustment , Up & down adjustment $\pm 1.5\text{mm}$
- Tool-free assembly and removal of drawer
- Linkage system is in perfect silence and smooth
- Dynamic loading capacity is 35kg
- Finishing: White, Silver grey, Iron grey

Package (Applicable for cabinet net width 464mm)

Nominal length NL	Item #	Set/CTN
270mm	M03-270-H8Q 464	4
300mm	M03-300-H8Q 464	4
350mm	M03-350-H8Q 464	4
400mm	M03-400-H8Q 464	4
450mm	M03-450-H8Q 464	4
500mm	M03-500-H8Q 464	4
550mm	M03-550-H8Q 464	4

Package (Applicable for cabinet net width 564mm)

Nominal length NL	Item #	Set/CTN
270mm	M03-270-H8Q 564	4
300mm	M03-300-H8Q 564	4
350mm	M03-350-H8Q 564	4
400mm	M03-400-H8Q 564	4
450mm	M03-450-H8Q 564	4
500mm	M03-500-H8Q 564	4
550mm	M03-550-H8Q 564	4

Package (Applicable for cabinet net width 664mm)

Nominal length NL	Item #	Set/CTN
270mm	M03-270-H8Q 664	4
300mm	M03-300-H8Q 664	4
350mm	M03-350-H8Q 664	4
400mm	M03-400-H8Q 664	4
450mm	M03-450-H8Q 664	4
500mm	M03-500-H8Q 664	4
550mm	M03-550-H8Q 664	4

Package (Applicable for cabinet net width 764mm)

Nominal length NL	Item #	Set/CTN
270mm	M03-270-H8Q 764	4
300mm	M03-300-H8Q 764	4
350mm	M03-350-H8Q 764	4
400mm	M03-400-H8Q 764	4
450mm	M03-450-H8Q 764	4
500mm	M03-500-H8Q 764	4
550mm	M03-550-H8Q 764	4

Package (Applicable for cabinet net width 864mm)

Nominal length NL	Item #	Set/CTN
270mm	M03-270-H8Q 864	4
300mm	M03-300-H8Q 864	4
350mm	M03-350-H8Q 864	4
400mm	M03-400-H8Q 864	4
450mm	M03-450-H8Q 864	4
500mm	M03-500-H8Q 864	4
550mm	M03-550-H8Q 864	4

Package (Applicable for cabinet net width 964mm)

Nominal length NL	Item #	Set/CTN
270mm	M03-270-H8Q 964	4
300mm	M03-300-H8Q 964	4
350mm	M03-350-H8Q 964	4
400mm	M03-400-H8Q 964	4
450mm	M03-450-H8Q 964	4
500mm	M03-500-H8Q 964	4
550mm	M03-550-H8Q 964	4





M Series Slim Double-Wall Drawer

(8mm square bar inner medium drawer)

Drawer wall height is 171.5mm,
aluminum+glass drawer front panel.

- Concealed, full extension
- 2D adjustment , Up & down adjustment $\pm 1.5\text{mm}$
- Tool-free assembly and removal of drawer
- Linkage system is in perfect silence and smooth
- Dynamic loading capacity is 35kg
- Finishing: White, Silver grey, Iron grey

Individually Packed		
Nominal length NL	Item #	Set/CTN
270mm	M03-270-H8F	4
300mm	M03-300-H8F	4
350mm	M03-350-H8F	4
400mm	M03-400-H8F	4
450mm	M03-450-H8F	4
500mm	M03-500-H8F	4
550mm	M03-550-H8F	4



M Series Slim Double-Wall Drawer (Square bar half glass inner medium drawer)

Drawer wall height is 171.5mm,
aluminum+glass drawer front panel.

- Concealed, full extension
- 2D adjustment , Up & down adjustment $\pm 1.5\text{mm}$
- Tool-free assembly and removal of drawer
- Linkage system is in perfect silence and smooth
- Dynamic loading capacity is 35kg
- Finishing: White, Silver grey, Iron grey

Package (Applicable for cabinet net width 464mm)			Package (Applicable for cabinet net width 564mm)			Package (Applicable for cabinet net width 664mm)		
Nominal length NL	Item #	Set/CTN	Nominal length NL	Item #	Set/CTN	Nominal length NL	Item #	Set/CTN
270mm	M03-270-HFB 464	4	270mm	M03-270-HFB 564	4	270mm	M03-270-HFB 664	4
300mm	M03-300-HFB 464	4	300mm	M03-300-HFB 564	4	300mm	M03-300-HFB 664	4
350mm	M03-350-HFB 464	4	350mm	M03-350-HFB 564	4	350mm	M03-350-HFB 664	4
400mm	M03-400-HFB 464	4	400mm	M03-400-HFB 564	4	400mm	M03-400-HFB 664	4
450mm	M03-450-HFB 464	4	450mm	M03-450-HFB 564	4	450mm	M03-450-HFB 664	4
500mm	M03-500-HFB 464	4	500mm	M03-500-HFB 564	4	500mm	M03-500-HFB 664	4
550mm	M03-550-HFB 464	4	550mm	M03-550-HFB 564	4	550mm	M03-550-HFB 664	4

Package (Applicable for cabinet net width 764mm)			Package (Applicable for cabinet net width 864mm)			Package (Applicable for cabinet net width 964mm)		
Nominal length NL	Item #	Set/CTN	Nominal length NL	Item #	Set/CTN	Nominal length NL	Item #	Set/CTN
270mm	M03-270-HFB 764	4	270mm	M03-270-HFB 864	4	270mm	M03-270-HFB 964	4
300mm	M03-300-HFB 764	4	300mm	M03-300-HFB 864	4	300mm	M03-300-HFB 964	4
350mm	M03-350-HFB 764	4	350mm	M03-350-HFB 864	4	350mm	M03-350-HFB 964	4
400mm	M03-400-HFB 764	4	400mm	M03-400-HFB 864	4	400mm	M03-400-HFB 964	4
450mm	M03-450-HFB 764	4	450mm	M03-450-HFB 864	4	450mm	M03-450-HFB 964	4
500mm	M03-500-HFB 764	4	500mm	M03-500-HFB 864	4	500mm	M03-500-HFB 964	4
550mm	M03-550-HFB 764	4	550mm	M03-550-HFB 864	4	550mm	M03-550-HFB 964	4





M Series Slim Double-Wall Drawer

(Square bar full glass inner medium drawer)

Drawer wall height is 171.5mm,
aluminum+half glass drawer front panel.

- Concealed, full extension
- 2D adjustment , Up & down adjustment $\pm 1.5\text{mm}$
- Tool-free assembly and removal of drawer
- Linkage system is in perfect silence and smooth
- Dynamic loading capacity is 35kg
- Finishing: White, Silver grey, Iron grey

Package (Applicable for cabinet net width 464mm)

Nominal length NL	Item #	Set/CTN
270mm	M03-270-HFQ 464	4
300mm	M03-300-HFQ 464	4
350mm	M03-350-HFQ 464	4
400mm	M03-400-HFQ 464	4
450mm	M03-450-HFQ 464	4
500mm	M03-500-HFQ 464	4
550mm	M03-550-HFQ 464	4

Package (Applicable for cabinet net width 564mm)

Nominal length NL	Item #	Set/CTN
270mm	M03-270-HFQ 564	4
300mm	M03-300-HFQ 564	4
350mm	M03-350-HFQ 564	4
400mm	M03-400-HFQ 564	4
450mm	M03-450-HFQ 564	4
500mm	M03-500-HFQ 564	4
550mm	M03-550-HFQ 564	4

Package (Applicable for cabinet net width 664mm)

Nominal length NL	Item #	Set/CTN
270mm	M03-270-HFQ 664	4
300mm	M03-300-HFQ 664	4
350mm	M03-350-HFQ 664	4
400mm	M03-400-HFQ 664	4
450mm	M03-450-HFQ 664	4
500mm	M03-500-HFQ 664	4
550mm	M03-550-HFQ 664	4

Package (Applicable for cabinet net width 764mm)

Nominal length NL	Item #	Set/CTN
270mm	M03-270-HFQ 764	4
300mm	M03-300-HFQ 764	4
350mm	M03-350-HFQ 764	4
400mm	M03-400-HFQ 764	4
450mm	M03-450-HFQ 764	4
500mm	M03-500-HFQ 764	4
550mm	M03-550-HFQ 764	4

Package (Applicable for cabinet net width 864mm)

Nominal length NL	Item #	Set/CTN
270mm	M03-270-HFQ 864	4
300mm	M03-300-HFQ 864	4
350mm	M03-350-HFQ 864	4
400mm	M03-400-HFQ 864	4
450mm	M03-450-HFQ 864	4
500mm	M03-500-HFQ 864	4
550mm	M03-550-HFQ 864	4

Package (Applicable for cabinet net width 964mm)

Nominal length NL	Item #	Set/CTN
270mm	M03-270-HFQ 964	4
300mm	M03-300-HFQ 964	4
350mm	M03-350-HFQ 964	4
400mm	M03-400-HFQ 964	4
450mm	M03-450-HFQ 964	4
500mm	M03-500-HFQ 964	4
550mm	M03-550-HFQ 964	4





M Series Slim Double-Wall Drawer

(Square bar inner medium drawer) Drawer wall height is 171.5mm

- Concealed, full extension
- 2D adjustment , Up & down adjustment $\pm 1.5\text{mm}$
- Tool-free assembly and removal of drawer
- Linkage system is in perfect silence and smooth
- Dynamic loading capacity is 35kg
- Finishing: White, Silver grey, Iron grey

Individually Packed

Nominal length NL	Item #	Set/CTN
270mm	M03-270-HFF	4
300mm	M03-300-HFF	4
350mm	M03-350-HFF	4
400mm	M03-400-HFF	4
450mm	M03-450-HFF	4
500mm	M03-500-HFF	4
550mm	M03-550-HFF	4





M Series Slim Double-Wall Drawer(Ultra-High)

Drawer wall height is 205.5mm

- Concealed, full extension
- 2D adjustment , Up & down adjustment $\pm 1.5\text{mm}$
- Tool-free assembly and removal of drawer
- Linkage system is in perfect silence and smooth
- Dynamic loading capacity is 35kg
- Finishing: White, Silver grey, Iron grey

Individually Packed		
Nominal length NL	Item #	Set/CTN
270mm	M04-270-H	4
300mm	M04-300-H	4
350mm	M04-350-H	4
400mm	M04-400-H	4
450mm	M04-450-H	4
500mm	M04-500-H	4
550mm	M04-550-H	4



M Series Slim Double-Wall Drawer (4mm high drawer)

Drawer wall height is 205.5mm

- Concealed, full extension
- 2D adjustment , Up & down and left & right adjustment $\pm 1.5\text{mm}$
- Tool-free assembly and removal of drawer
- Linkage system is in perfect silence and smooth
- Dynamic loading capacity is 35kg
- Finishing: White, Silver grey, Iron grey

Individually Packed		
Nominal length NL	Item #	Set/CTN
270mm	M04-270-H4	4
300mm	M04-300-H4	4
350mm	M04-350-H4	4
400mm	M04-400-H4	4
450mm	M04-450-H4	4
500mm	M04-500-H4	4
550mm	M04-550-H4	4



M Series Slim Double-Wall Drawer (8mm high drawer)

Drawer wall height is 205.5mm

- Concealed, full extension
- 2D adjustment , Up & down and left & right adjustment $\pm 1.5\text{mm}$
- Tool-free assembly and removal of drawer
- Linkage system is in perfect silence and smooth
- Dynamic loading capacity is 35kg
- Finishing: White, Silver grey, Iron grey

Individually Packed		
Nominal length NL	Item #	Set/CTN
270mm	M04-270-H8	4
300mm	M04-300-H8	4
350mm	M04-350-H8	4
400mm	M04-400-H8	4
450mm	M04-450-H8	4
500mm	M04-500-H8	4
550mm	M04-550-H8	4



M Series Slim Double-Wall Drawer (Square bar high drawer)

Drawer wall height is 205.5mm

- Concealed, full extension
- 2D adjustment , Up & down and left & right adjustment $\pm 1.5\text{mm}$
- Tool-free assembly and removal of drawer
- Linkage system is in perfect silence and smooth
- Dynamic loading capacity is 35kg
- Finishing: White, Silver grey, Iron grey

Individually Packed		
Nominal length NL	Item #	Set/CTN
270mm	M04-270-HF	4
300mm	M04-300-HF	4
350mm	M04-350-HF	4
400mm	M04-400-HF	4
450mm	M04-450-HF	4
500mm	M04-500-HF	4
550mm	M04-550-HF	4



M Series Slim Double-Wall Drawer (Half glass inner high drawer)

Drawer wall height is 205.5mm,
aluminum+glass drawer front panel.

- Concealed, full extension
- 2D adjustment , Up & down adjustment $\pm 1.5\text{mm}$
- Tool-free assembly and removal of drawer
- Linkage system is in perfect silence and smooth
- Dynamic loading capacity is 35kg
- Finishing: White, Silver grey, Iron grey

Package (Applicable for cabinet net width 464mm)		
Nominal length NL	Item #	Set/CTN
270mm	M04-270-HB 464	4
300mm	M04-300-HB 464	4
350mm	M04-350-HB 464	4
400mm	M04-400-HB 464	4
450mm	M04-450-HB 464	4
500mm	M04-500-HB 464	4
550mm	M04-550-HB 464	4

Package (Applicable for cabinet net width 564mm)		
Nominal length NL	Item #	Set/CTN
270mm	M04-270-HB 564	4
300mm	M04-300-HB 564	4
350mm	M04-350-HB 564	4
400mm	M04-400-HB 564	4
450mm	M04-450-HB 564	4
500mm	M04-500-HB 564	4
550mm	M04-550-HB 564	4

Package (Applicable for cabinet net width 664mm)		
Nominal length NL	Item #	Set/CTN
270mm	M04-270-HB 664	4
300mm	M04-300-HB 664	4
350mm	M04-350-HB 664	4
400mm	M04-400-HB 664	4
450mm	M04-450-HB 664	4
500mm	M04-500-HB 664	4
550mm	M04-550-HB 664	4

Package (Applicable for cabinet net width 764mm)		
Nominal length NL	Item #	Set/CTN
270mm	M04-270-HB 764	4
300mm	M04-300-HB 764	4
350mm	M04-350-HB 764	4
400mm	M04-400-HB 764	4
450mm	M04-450-HB 764	4
500mm	M04-500-HB 764	4
550mm	M04-550-HB 764	4

Package (Applicable for cabinet net width 864mm)		
Nominal length NL	Item #	Set/CTN
270mm	M04-270-HB 864	4
300mm	M04-300-HB 864	4
350mm	M04-350-HB 864	4
400mm	M04-400-HB 864	4
450mm	M04-450-HB 864	4
500mm	M04-500-HB 864	4
550mm	M04-550-HB 864	4

Package (Applicable for cabinet net width 964mm)		
Nominal length NL	Item #	Set/CTN
270mm	M04-270-HB 964	4
300mm	M04-300-HB 964	4
350mm	M04-350-HB 964	4
400mm	M04-400-HB 964	4
450mm	M04-450-HB 964	4
500mm	M04-500-HB 964	4
550mm	M04-550-HB 964	4





M Series Slim Double-Wall Drawer

(Full glass inner high drawer)

Drawer wall height is 205.5mm,
aluminum+half glass drawer front panel.

- Concealed, full extension
- 2D adjustment , Up & down adjustment $\pm 1.5\text{mm}$
- Tool-free assembly and removal of drawer
- Linkage system is in perfect silence and smooth
- Dynamic loading capacity is 35kg
- Finishing: White, Silver grey, Iron grey

Package (Applicable for cabinet net width 464mm)

Nominal length NL	Item #	Set/CTN
270mm	M04-270-HQ 464	4
300mm	M04-300-HQ 464	4
350mm	M04-350-HQ 464	4
400mm	M04-400-HQ 464	4
450mm	M04-450-HQ 464	4
500mm	M04-500-HQ 464	4
550mm	M04-550-HQ 464	4

Package (Applicable for cabinet net width 564mm)

Nominal length NL	Item #	Set/CTN
270mm	M04-270-HQ 564	4
300mm	M04-300-HQ 564	4
350mm	M04-350-HQ 564	4
400mm	M04-400-HQ 564	4
450mm	M04-450-HQ 564	4
500mm	M04-500-HQ 564	4
550mm	M04-550-HQ 564	4

Package (Applicable for cabinet net width 664mm)

Nominal length NL	Item #	Set/CTN
270mm	M04-270-HQ 664	4
300mm	M04-300-HQ 664	4
350mm	M04-350-HQ 664	4
400mm	M04-400-HQ 664	4
450mm	M04-450-HQ 664	4
500mm	M04-500-HQ 664	4
550mm	M04-550-HQ 664	4

Package (Applicable for cabinet net width 764mm)

Nominal length NL	Item #	Set/CTN
270mm	M04-270-HQ 764	4
300mm	M04-300-HQ 764	4
350mm	M04-350-HQ 764	4
400mm	M04-400-HQ 764	4
450mm	M04-450-HQ 764	4
500mm	M04-500-HQ 764	4
550mm	M04-550-HQ 764	4

Package (Applicable for cabinet net width 864mm)

Nominal length NL	Item #	Set/CTN
270mm	M04-270-HQ 864	4
300mm	M04-300-HQ 864	4
350mm	M04-350-HQ 864	4
400mm	M04-400-HQ 864	4
450mm	M04-450-HQ 864	4
500mm	M04-500-HQ 864	4
550mm	M04-550-HQ 864	4

Package (Applicable for cabinet net width 964mm)

Nominal length NL	Item #	Set/CTN
270mm	M04-270-HQ 964	4
300mm	M04-300-HQ 964	4
350mm	M04-350-HQ 964	4
400mm	M04-400-HQ 964	4
450mm	M04-450-HQ 964	4
500mm	M04-500-HQ 964	4
550mm	M04-550-HQ 964	4





M Series Slim Double-Wall Drawer (Square bar inner high drawer)

Drawer wall height is 205.5mm

- Concealed, full extension
- 2D adjustment , Up & down adjustment $\pm 1.5\text{mm}$
- Tool-free assembly and removal of drawer
- Linkage system is in perfect silence and smooth
- Dynamic loading capacity is 35kg
- Finishing: White, Silver grey, Iron grey

Individually Packed		
Nominal length NL	Item #	Set/CTN
270mm	M04-270-HL	4
300mm	M04-300-HL	4
350mm	M04-350-HL	4
400mm	M04-400-HL	4
450mm	M04-450-HL	4
500mm	M04-500-HL	4
550mm	M04-550-HL	4





M Series Slim Double-Wall Drawer (4mm half glass inner high drawer)

Drawer wall height is 205.5mm,
aluminum+glass drawer front panel.

- Concealed, full extension
- 2D adjustment , Up & down adjustment $\pm 1.5\text{mm}$
- Tool-free assembly and removal of drawer
- Linkage system is in perfect silence and smooth
- Dynamic loading capacity is 35kg
- Finishing: White, Silver grey, Iron grey

Package (Applicable for cabinet net width 464mm)		
Nominal length NL	Item #	Set/CTN
270mm	M04-270-H4B 464	4
300mm	M04-300-H4B 464	4
350mm	M04-350-H4B 464	4
400mm	M04-400-H4B 464	4
450mm	M04-450-H4B 464	4
500mm	M04-500-H4B 464	4
550mm	M04-550-H4B 464	4

Package (Applicable for cabinet net width 564mm)		
Nominal length NL	Item #	Set/CTN
270mm	M04-270-H4B 564	4
300mm	M04-300-H4B 564	4
350mm	M04-350-H4B 564	4
400mm	M04-400-H4B 564	4
450mm	M04-450-H4B 564	4
500mm	M04-500-H4B 564	4
550mm	M04-550-H4B 564	4

Package (Applicable for cabinet net width 664mm)		
Nominal length NL	Item #	Set/CTN
270mm	M04-270-H4B 664	4
300mm	M04-300-H4B 664	4
350mm	M04-350-H4B 664	4
400mm	M04-400-H4B 664	4
450mm	M04-450-H4B 664	4
500mm	M04-500-H4B 664	4
550mm	M04-550-H4B 664	4

Package (Applicable for cabinet net width 764mm)		
Nominal length NL	Item #	Set/CTN
270mm	M04-270-H4B 764	4
300mm	M04-300-H4B 764	4
350mm	M04-350-H4B 764	4
400mm	M04-400-H4B 764	4
450mm	M04-450-H4B 764	4
500mm	M04-500-H4B 764	4
550mm	M04-550-H4B 764	4

Package (Applicable for cabinet net width 864mm)		
Nominal length NL	Item #	Set/CTN
270mm	M04-270-H4B 864	4
300mm	M04-300-H4B 864	4
350mm	M04-350-H4B 864	4
400mm	M04-400-H4B 864	4
450mm	M04-450-H4B 864	4
500mm	M04-500-H4B 864	4
550mm	M04-550-H4B 864	4

Package (Applicable for cabinet net width 964mm)		
Nominal length NL	Item #	Set/CTN
270mm	M04-270-H4B 964	4
300mm	M04-300-H4B 964	4
350mm	M04-350-H4B 964	4
400mm	M04-400-H4B 964	4
450mm	M04-450-H4B 964	4
500mm	M04-500-H4B 964	4
550mm	M04-550-H4B 964	4





M Series Slim Double-Wall Drawer (4mm full glass inner high drawer)

Drawer wall height is 205.5mm,
aluminum+glass drawer front panel.

- Concealed, full extension
- 2D adjustment , Up & down adjustment $\pm 1.5\text{mm}$
- Tool-free assembly and removal of drawer
- Linkage system is in perfect silence and smooth
- Dynamic loading capacity is 35kg
- Finishing: White, Silver grey, Iron grey

Package (Applicable for cabinet net width 464mm)		
Nominal length NL	Item #	Set/CTN
270mm	M04-270-H4Q 464	4
300mm	M04-300-H4Q 464	4
350mm	M04-350-H4Q 464	4
400mm	M04-400-H4Q 464	4
450mm	M04-450-H4Q 464	4
500mm	M04-500-H4Q 464	4
550mm	M04-550-H4Q 464	4

Package (Applicable for cabinet net width 564mm)		
Nominal length NL	Item #	Set/CTN
270mm	M04-270-H4Q 564	4
300mm	M04-300-H4Q 564	4
350mm	M04-350-H4Q 564	4
400mm	M04-400-H4Q 564	4
450mm	M04-450-H4Q 564	4
500mm	M04-500-H4Q 564	4
550mm	M04-550-H4Q 564	4

Package (Applicable for cabinet net width 664mm)		
Nominal length NL	Item #	Set/CTN
270mm	M04-270-H4Q 664	4
300mm	M04-300-H4Q 664	4
350mm	M04-350-H4Q 664	4
400mm	M04-400-H4Q 664	4
450mm	M04-450-H4Q 664	4
500mm	M04-500-H4Q 664	4
550mm	M04-550-H4Q 664	4

Package (Applicable for cabinet net width 764mm)		
Nominal length NL	Item #	Set/CTN
270mm	M04-270-H4Q 764	4
300mm	M04-300-H4Q 764	4
350mm	M04-350-H4Q 764	4
400mm	M04-400-H4Q 764	4
450mm	M04-450-H4Q 764	4
500mm	M04-500-H4Q 764	4
550mm	M04-550-H4Q 764	4

Package (Applicable for cabinet net width 864mm)		
Nominal length NL	Item #	Set/CTN
270mm	M04-270-H4Q 864	4
300mm	M04-300-H4Q 864	4
350mm	M04-350-H4Q 864	4
400mm	M04-400-H4Q 864	4
450mm	M04-450-H4Q 864	4
500mm	M04-500-H4Q 864	4
550mm	M04-550-H4Q 864	4

Package (Applicable for cabinet net width 964mm)		
Nominal length NL	Item #	Set/CTN
270mm	M04-270-H4Q 964	4
300mm	M04-300-H4Q 964	4
350mm	M04-350-H4Q 964	4
400mm	M04-400-H4Q 964	4
450mm	M04-450-H4Q 964	4
500mm	M04-500-H4Q 964	4
550mm	M04-550-H4Q 964	4





M Series Slim Double-Wall Drawer (8mm half glass inner high drawer)

Drawer wall height is 205.5mm,
aluminum+glass drawer front panel.

- Concealed, full extension
- 2D adjustment , Up & down adjustment $\pm 1.5\text{mm}$
- Tool-free assembly and removal of drawer
- Linkage system is in perfect silence and smooth
- Dynamic loading capacity is 35kg
- Finishing: White, Silver grey, Iron grey

Package (Applicable for cabinet net width 464mm)

Nominal length NL	Item #	Set/CTN
270mm	M04-270-H8B 464	4
300mm	M04-300-H8B 464	4
350mm	M04-350-H8B 464	4
400mm	M04-400-H8B 464	4
450mm	M04-450-H8B 464	4
500mm	M04-500-H8B 464	4
550mm	M04-550-H8B 464	4

Package (Applicable for cabinet net width 564mm)

Nominal length NL	Item #	Set/CTN
270mm	M04-270-H8B 564	4
300mm	M04-300-H8B 564	4
350mm	M04-350-H8B 564	4
400mm	M04-400-H8B 564	4
450mm	M04-450-H8B 564	4
500mm	M04-500-H8B 564	4
550mm	M04-550-H8B 564	4

Package (Applicable for cabinet net width 664mm)

Nominal length NL	Item #	Set/CTN
270mm	M04-270-H8B 664	4
300mm	M04-300-H8B 664	4
350mm	M04-350-H8B 664	4
400mm	M04-400-H8B 664	4
450mm	M04-450-H8B 664	4
500mm	M04-500-H8B 664	4
550mm	M04-550-H8B 664	4

Package (Applicable for cabinet net width 764mm)

Nominal length NL	Item #	Set/CTN
270mm	M04-270-H8B 764	4
300mm	M04-300-H8B 764	4
350mm	M04-350-H8B 764	4
400mm	M04-400-H8B 764	4
450mm	M04-450-H8B 764	4
500mm	M04-500-H8B 764	4
550mm	M04-550-H8B 764	4


Package (Applicable for cabinet net width 864mm)

Nominal length NL	Item #	Set/CTN
270mm	M04-270-H8B 864	4
300mm	M04-300-H8B 864	4
350mm	M04-350-H8B 864	4
400mm	M04-400-H8B 864	4
450mm	M04-450-H8B 864	4
500mm	M04-500-H8B 864	4
550mm	M04-550-H8B 864	4

Package (Applicable for cabinet net width 964mm)

Nominal length NL	Item #	Set/CTN
270mm	M04-270-H8B 964	4
300mm	M04-300-H8B 964	4
350mm	M04-350-H8B 964	4
400mm	M04-400-H8B 964	4
450mm	M04-450-H8B 964	4
500mm	M04-500-H8B 964	4
550mm	M04-550-H8B 964	4





M Series Slim Double-Wall Drawer (8mm full glass inner high drawer)

Drawer wall height is 205.5mm,
aluminum+half glass drawer front panel.

- Concealed, full extension
- 2D adjustment , Up & down adjustment $\pm 1.5\text{mm}$
- Tool-free assembly and removal of drawer
- Linkage system is in perfect silence and smooth
- Dynamic loading capacity is 35kg
- Finishing: White, Silver grey, Iron grey

Package (Applicable for cabinet net width 464mm)

Nominal length NL	Item #	Set/CTN
270mm	M04-270-H8Q 464	4
300mm	M04-300-H8Q 464	4
350mm	M04-350-H8Q 464	4
400mm	M04-400-H8Q 464	4
450mm	M04-450-H8Q 464	4
500mm	M04-500-H8Q 464	4
550mm	M04-550-H8Q 464	4

Package (Applicable for cabinet net width 564mm)

Nominal length NL	Item #	Set/CTN
270mm	M04-270-H8Q 564	4
300mm	M04-300-H8Q 564	4
350mm	M04-350-H8Q 564	4
400mm	M04-400-H8Q 564	4
450mm	M04-450-H8Q 564	4
500mm	M04-500-H8Q 564	4
550mm	M04-550-H8Q 564	4

Package (Applicable for cabinet net width 664mm)

Nominal length NL	Item #	Set/CTN
270mm	M04-270-H8Q 664	4
300mm	M04-300-H8Q 664	4
350mm	M04-350-H8Q 664	4
400mm	M04-400-H8Q 664	4
450mm	M04-450-H8Q 664	4
500mm	M04-500-H8Q 664	4
550mm	M04-550-H8Q 664	4

Package (Applicable for cabinet net width 764mm)

Nominal length NL	Item #	Set/CTN
270mm	M04-270-H8Q 764	4
300mm	M04-300-H8Q 764	4
350mm	M04-350-H8Q 764	4
400mm	M04-400-H8Q 764	4
450mm	M04-450-H8Q 764	4
500mm	M04-500-H8Q 764	4
550mm	M04-550-H8Q 764	4


Package (Applicable for cabinet net width 864mm)

Nominal length NL	Item #	Set/CTN
270mm	M04-270-H8Q 864	4
300mm	M04-300-H8Q 864	4
350mm	M04-350-H8Q 864	4
400mm	M04-400-H8Q 864	4
450mm	M04-450-H8Q 864	4
500mm	M04-500-H8Q 864	4
550mm	M04-550-H8Q 864	4

Package (Applicable for cabinet net width 964mm)

Nominal length NL	Item #	Set/CTN
270mm	M04-270-H8Q 964	4
300mm	M04-300-H8Q 964	4
350mm	M04-350-H8Q 964	4
400mm	M04-400-H8Q 964	4
450mm	M04-450-H8Q 964	4
500mm	M04-500-H8Q 964	4
550mm	M04-550-H8Q 964	4





M Series Slim Double-Wall Drawer (4mm square bar inner high drawer)

Drawer wall height is 205.5mm,
aluminum+glass drawer front panel.

- Concealed, full extension
- 2D adjustment , Up & down adjustment $\pm 1.5\text{mm}$
- Tool-free assembly and removal of drawer
- Linkage system is in perfect silence and smooth
- Dynamic loading capacity is 35kg
- Finishing: White, Silver grey, Iron grey

Individually Packed		
Nominal length NL	Item #	Set/CTN
270mm	M04-270-H4F	4
300mm	M04-300-H4F	4
350mm	M04-350-H4F	4
400mm	M04-400-H4F	4
450mm	M04-450-H4F	4
500mm	M04-500-H4F	4
550mm	M04-550-H4F	4



CÔSSLA

CÔSSLA



M Series Slim Double-Wall Drawer (8mm square bar inner high drawer)

Drawer wall height is 205.5mm,
aluminum+glass drawer front panel.

- Concealed, full extension
- 2D adjustment , Up & down adjustment $\pm 1.5\text{mm}$
- Tool-free assembly and removal of drawer
- Linkage system is in perfect silence and smooth
- Dynamic loading capacity is 35kg
- Finishing: White, Silver grey, Iron grey

Individually Packed		
Nominal length NL	Item #	Set/CTN
270mm	M04-270-H8F	4
300mm	M04-300-H8F	4
350mm	M04-350-H8F	4
400mm	M04-400-H8F	4
450mm	M04-450-H8F	4
500mm	M04-500-H8F	4
550mm	M04-550-H8F	4





M Series Slim Double-Wall Drawer

(Double square bars half glass inner high drawer)

Drawer wall height is 205.5mm,
aluminum+glass drawer front panel.

- Concealed, full extension
- 2D adjustment , Up & down adjustment $\pm 1.5\text{mm}$
- Tool-free assembly and removal of drawer
- Linkage system is in perfect silence and smooth
- Dynamic loading capacity is 35kg
- Finishing: White, Silver grey, Iron grey

Package (Applicable for cabinet net width 464mm)		
Nominal length NL	Item #	Set/CTN
270mm	M04-270-HFB 464	4
300mm	M04-300-HFB 464	4
350mm	M04-350-HFB 464	4
400mm	M04-400-HFB 464	4
450mm	M04-450-HFB 464	4
500mm	M04-500-HFB 464	4
550mm	M04-550-HFB 464	4

Package (Applicable for cabinet net width 564mm)		
Nominal length NL	Item #	Set/CTN
270mm	M04-270-HFB 564	4
300mm	M04-300-HFB 564	4
350mm	M04-350-HFB 564	4
400mm	M04-400-HFB 564	4
450mm	M04-450-HFB 564	4
500mm	M04-500-HFB 564	4
550mm	M04-550-HFB 564	4

Package (Applicable for cabinet net width 664mm)		
Nominal length NL	Item #	Set/CTN
270mm	M04-270-HFB 664	4
300mm	M04-300-HFB 664	4
350mm	M04-350-HFB 664	4
400mm	M04-400-HFB 664	4
450mm	M04-450-HFB 664	4
500mm	M04-500-HFB 664	4
550mm	M04-550-HFB 664	4

Package (Applicable for cabinet net width 764mm)		
Nominal length NL	Item #	Set/CTN
270mm	M04-270-HFB 764	4
300mm	M04-300-HFB 764	4
350mm	M04-350-HFB 764	4
400mm	M04-400-HFB 764	4
450mm	M04-450-HFB 764	4
500mm	M04-500-HFB 764	4
550mm	M04-550-HFB 764	4

Package (Applicable for cabinet net width 864mm)		
Nominal length NL	Item #	Set/CTN
270mm	M04-270-HFB 864	4
300mm	M04-300-HFB 864	4
350mm	M04-350-HFB 864	4
400mm	M04-400-HFB 864	4
450mm	M04-450-HFB 864	4
500mm	M04-500-HFB 864	4
550mm	M04-550-HFB 864	4

Package (Applicable for cabinet net width 964mm)		
Nominal length NL	Item #	Set/CTN
270mm	M04-270-HFB 964	4
300mm	M04-300-HFB 964	4
350mm	M04-350-HFB 964	4
400mm	M04-400-HFB 964	4
450mm	M04-450-HFB 964	4
500mm	M04-500-HFB 964	4
550mm	M04-550-HFB 964	4





M Series Slim Double-Wall Drawer

(Double square bars full glass inner high drawer)

Drawer wall height is 205.5mm, aluminum+half glass drawer front panel.

- Concealed, full extension
- 2D adjustment , Up & down adjustment $\pm 1.5\text{mm}$
- Tool-free assembly and removal of drawer
- Linkage system is in perfect silence and smooth
- Dynamic loading capacity is 35kg
- Finishing: White, Silver grey, Iron grey

Package (Applicable for cabinet net width 464mm)			Package (Applicable for cabinet net width 564mm)			Package (Applicable for cabinet net width 664mm)		
Nominal length NL	Item #	Set/CTN	Nominal length NL	Item #	Set/CTN	Nominal length NL	Item #	Set/CTN
270mm	M04-270-HFQ 464	4	270mm	M04-270-HFQ 564	4	270mm	M04-270-HFQ 664	4
300mm	M04-300-HFQ 464	4	300mm	M04-300-HFQ 564	4	300mm	M04-300-HFQ 664	4
350mm	M04-350-HFQ 464	4	350mm	M04-350-HFQ 564	4	350mm	M04-350-HFQ 664	4
400mm	M04-400-HFQ 464	4	400mm	M04-400-HFQ 564	4	400mm	M04-400-HFQ 664	4
450mm	M04-450-HFQ 464	4	450mm	M04-450-HFQ 564	4	450mm	M04-450-HFQ 664	4
500mm	M04-500-HFQ 464	4	500mm	M04-500-HFQ 564	4	500mm	M04-500-HFQ 664	4
550mm	M04-550-HFQ 464	4	550mm	M04-550-HFQ 564	4	550mm	M04-550-HFQ 664	4

Package (Applicable for cabinet net width 764mm)			Package (Applicable for cabinet net width 864mm)			Package (Applicable for cabinet net width 964mm)		
Nominal length NL	Item #	Set/CTN	Nominal length NL	Item #	Set/CTN	Nominal length NL	Item #	Set/CTN
270mm	M04-270-HFQ 764	4	270mm	M04-270-HFQ 864	4	270mm	M04-270-HFQ 964	4
300mm	M04-300-HFQ 764	4	300mm	M04-300-HFQ 864	4	300mm	M04-300-HFQ 964	4
350mm	M04-350-HFQ 764	4	350mm	M04-350-HFQ 864	4	350mm	M04-350-HFQ 964	4
400mm	M04-400-HFQ 764	4	400mm	M04-400-HFQ 864	4	400mm	M04-400-HFQ 964	4
450mm	M04-450-HFQ 764	4	450mm	M04-450-HFQ 864	4	450mm	M04-450-HFQ 964	4
500mm	M04-500-HFQ 764	4	500mm	M04-500-HFQ 864	4	500mm	M04-500-HFQ 964	4
550mm	M04-550-HFQ 764	4	550mm	M04-550-HFQ 864	4	550mm	M04-550-HFQ 964	4





M Series Slim Double-Wall Drawer

(Double square bar inner high drawer) Drawer wall height is 205.5mm






- Concealed, full extension
- 2D adjustment , Up & down adjustment $\pm 1.5\text{mm}$
- Tool-free assembly and removal of drawer
- Linkage system is in perfect silence and smooth
- Dynamic loading capacity is 35kg
- Finishing: White, Silver grey, Iron grey

Individually Packed		
Nominal length NL	Item #	Set/CTN
270mm	M04-270-HFF	4
300mm	M04-300-HFF	4
350mm	M04-350-HFF	4
400mm	M04-400-HFF	4
450mm	M04-450-HFF	4
500mm	M04-500-HFF	4
550mm	M04-550-HFF	4



M Series Slim Double-Wall Drawer (Divider)

- Applicable for M series drawer/inner drawer system
- Divider can be flexibly adjusted
- Easy to assemble and release
- Convenient for storage and classifying

1 <div></div> Lateral Divider Fixed MountPackage			2 <div></div> Lateral DividerPackage					
White, Silver grey, Iron greySet / CTN			White, Silver grey, Iron greyLW-86 : Length 1100mm, free customized, Size: LW-86Set / CTN					
Item #	EMHHB01 L/R	18	Item #	EMHB	12			
3 <div></div> Vertical Divider Fixed mountPackage			4 <div></div> Vertical DividerPackage			5 <div></div> Divider Cover capPackage		
White, Silver grey, Iron greySet / CTN			White, Silver grey, Iron greyLength 1100mm, free customizedSet / CTN			White, Silver grey, Iron greySet / CTN		
Item #	EMGB01	40	Item #	EMGB	12	Item #	EMGB02	40





04

Electric Double-Wall Drawer



Electric Double-Wall Drawer-Low

- Concealed, full extension
- Dynamic loading capacity is 20kg
- Tool-free assembly and removal of drawer
- Linkage system is in perfect silence and smooth
- 3D adjustment , Up & down, left & right and front & back adjustment
- Finishing: White, silver grey, iron grey
- Touch/push slightly to open/close the drawer automatically
- Anti-pinch function

Individually Packed

Item #	ZM01-450-DA	3
--------	-------------	---



Electric Double-Wall Drawer-Medium

- Concealed, full extension
- Dynamic loading capacity is 20kg
- Tool-free assembly and removal of drawer
- Linkage system is in perfect silence and smooth
- 3D adjustment , Up & down, left & right and front & back adjustment
- Finishing: White, silver grey, iron grey
- Touch/push slightly to open/close the drawer automatically
- Anti-pinch function

Individually Packed

Item #	ZM01-450-DB	3
--------	-------------	---



Electric Double-Wall Drawer -High

- Concealed, full extension
- Dynamic loading capacity is 20kg
- Tool-free assembly and removal of drawer
- Linkage system is in perfect silence and smooth
- 3D adjustment , Up & down, left & right and front & back adjustment
- Finishing: White, silver grey, iron grey
- Touch/push slightly to open/close the drawer automatically
- Anti-pinch function

Individually Packed

Item #

ZM01-450-DC

3



Electric Double-Wall Drawer-Medium

- Concealed, full extension
- Dynamic loading capacity is 20kg
- Tool-free assembly and removal of drawer
- Linkage system is in perfect silence and smooth
- 3D adjustment , Up & down, left & right and front & back adjustment
- Finishing: White, silver grey, iron grey
- Touch/push slightly to open/close the drawer automatically
- Anti-pinch function

Individually Packed

Item #

ZM01F-450-DB

3



Electric Double-Wall Drawer -High

- Concealed, full extension
- Dynamic loading capacity is 20kg
- Tool-free assembly and removal of drawer
- Linkage system is in perfect silence and smooth
- 3D adjustment , Up & down, left & right and front & back adjustment
- Finishing: White, silver grey, iron grey
- Touch/push slightly to open/close the drawer automatically
- Anti-pinch function

Individually Packed

Item #	ZM01F-450-DC	3
--------	--------------	---

Concealed Drawer Slide 05





Partial Extension Concealed Drawer Slide with Pin- Soft closing(16mm)

- Dynamic loading capacity is 25kg
- Galvanizing finish
- Length 250-600mm
- 3/4 of drawer extended
- Tool-free assembly and removal of drawer
- Linkage system is in perfect silence and smooth
- Drawer adjustment up/down 0-+4mm

Individually Packed		
Nominal length NL	Item #	Set/CTN
250mm	C10-250-H	10
270mm	C10-270-H	10
300mm	C10-300-H	10
350mm	C10-350-H	10
400mm	C10-400-H	10
450mm	C10-450-H	10
500mm	C10-500-H	10
550mm	C10-550-H	10
600mm	C10-600-H	10



CÔSSLA

CÔSSLA



Partial Extension Concealed Drawer Slide with Pin- Soft closing(18mm)

- Dynamic loading capacity is 25kg
- Galvanizing finish
- Length 250-600mm
- 3/4 of drawer extended
- Tool-free assembly and removal of drawer
- Linkage system is in perfect silence and smooth
- Drawer adjustment up/down 0-+4mm

Individually Packed		
Nominal length NL	Item #	Set/CTN
250mm	C20-250-H	10
270mm	C20-270-H	10
300mm	C20-300-H	10
350mm	C20-350-H	10
400mm	C20-400-H	10
450mm	C20-450-H	10
500mm	C20-500-H	10
550mm	C20-550-H	10
600mm	C20-600-H	10





Partial Extension Concealed Drawer Slide with Pin- Push open(16mm)

- Dynamic loading capacity is 25kg
- Galvanizing finish
- Length 250-600mm
- 3/4 of drawer extended
- Tool-free assembly and removal of drawer
- Linkage system is in perfect silence and smooth
- Drawer adjustment up/down 0-+4mm

Individually Packed		
Nominal length NL	Item #	Set/CTN
250mm	C02-250	10
270mm	C02-270	10
300mm	C02-300	10
350mm	C02-350	10
400mm	C02-400	10
450mm	C02-450	10
500mm	C02-500	10
550mm	C02-550	10
600mm	C02-600	10



Partial Extension Concealed Drawer Slide with Pin- Push open(18mm)

- Dynamic loading capacity is 25kg
- Galvanizing finish
- Length 250-600mm
- 3/4 of drawer extended
- Tool-free assembly and removal of drawer
- Linkage system is in perfect silence and smooth
- Drawer adjustment up/down 0-+4mm

Individually Packed		
Nominal length NL	Item #	Set/CTN
250mm	C03-250	10
270mm	C03-270	10
300mm	C03-300	10
350mm	C03-350	10
400mm	C03-400	10
450mm	C03-450	10
500mm	C03-500	10
550mm	C03-550	10
600mm	C03-600	10





Full Extension Concealed Drawer Slide with Pin- Soft closing(16mm)



Full Extension Concealed Drawer Slide with Pin- Soft closing(18mm)

- Dynamic loading capacity is 35kg
- Galvanizing finish
- Length 250-600mm
- Full extension
- Tool-free assembly and removal of drawer
- Linkage system is in perfect silence and smooth
- Drawer adjustment up/down 0-+4mm

Individually Packed		
Nominal Length NL	Item #	Set/CTN
250mm	TB10C-250-H	10
270mm	TB10C-270-H	10
300mm	TB10C-300-H	10
350mm	TB10C-350-H	10
400mm	TB10C-400-H	10
450mm	TB10C-450-H	10
500mm	TB10C-500-H	10
550mm	TB10C-550-H	10
600mm	TB10C-600-H	10

- Dynamic loading capacity is 35kg
- Galvanizing finish
- Length 250-600mm
- Full extension
- Tool-free assembly and removal of drawer
- Linkage system is in perfect silence and smooth
- Drawer adjustment up/down 0-+4mm

Individually Packed		
Nominal Length NL	Item #	Set/CTN
250mm	TB20C-250-H	10
270mm	TB20C-270-H	10
300mm	TB20C-300-H	10
350mm	TB20C-350-H	10
400mm	TB20C-400-H	10
450mm	TB20C-450-H	10
500mm	TB20C-500-H	10
550mm	TB20C-550-H	10
600mm	TB20C-600-H	10



Full Extension Concealed Drawer Slide with Pin- Push open(16mm)



Full Extension Concealed Drawer Slide with Pin- Push open(18mm)

- Dynamic loading capacity is 35kg
- Galvanizing finish
- Length 250-600mm
- Full extension
- Tool-free assembly and removal of drawer
- Linkage system is in perfect silence and smooth
- Drawer adjustment up/down 0-+4mm

Individually Packed		
Nominal Length NL	Item #	Set/CTN
250mm	BBF01C-250	10
270mm	BBF01C-270	10
300mm	BBF01C-300	10
350mm	BBF01C-350	10
400mm	BBF01C-400	10
450mm	BBF01C-450	10
500mm	BBF01C-500	10
550mm	BBF01C-550	10
600mm	BBF01C-600	10

- Dynamic loading capacity is 35kg
- Galvanizing finish
- Length 250-600mm
- Full extension
- Tool-free assembly and removal of drawer
- Linkage system is in perfect silence and smooth
- Drawer adjustment up/down 0-+4mm

Individually Packed		
Nominal Length NL	Item #	Set/CTN
250mm	BBF02C-250	10
270mm	BBF02C-270	10
300mm	BBF02C-300	10
350mm	BBF02C-350	10
400mm	BBF02C-400	10
450mm	BBF02C-450	10
500mm	BBF02C-500	10
550mm	BBF02C-550	10
600mm	BBF02C-600	10



Full Extension Concealed Drawer Slide with 2D Trigger- Soft closing(16mm)



Full Extension Concealed Drawer Slide with 2D Trigger- Soft closing(18mm)

- Dynamic loading capacity is 35kg
- Galvanizing finish
- Length 250-600mm
- Full extension
- Tool-free assembly and removal of drawer
- Linkage system is in perfect silence and smooth
- Drawer adjustment up/down 0-3mm, lift/right ± 1.5 mm

Individually Packed		
Nominal Length NL	Item #	Set/CTN
250mm	TB10-250-H	10
270mm	TB10-270-H	10
300mm	TB10-300-H	10
350mm	TB10-350-H	10
400mm	TB10-400-H	10
450mm	TB10-450-H	10
500mm	TB10-500-H	10
550mm	TB10-550-H	10
600mm	TB10-600-H	10

- Dynamic loading capacity is 35kg
- Galvanizing finish
- Length 250-600mm
- Full extension
- Tool-free assembly and removal of drawer
- Linkage system is in perfect silence and smooth
- Drawer adjustment up/down 0-3mm, lift/right ± 1.5 mm

Individually Packed		
Nominal Length NL	Item #	Set/CTN
250mm	TB20-250-H	10
270mm	TB20-270-H	10
300mm	TB20-300-H	10
350mm	TB20-350-H	10
400mm	TB20-400-H	10
450mm	TB20-450-H	10
500mm	TB20-500-H	10
550mm	TB20-550-H	10
600mm	TB20-600-H	10



Full Extension Concealed Drawer Slide with 2D Trigger- Push open(16mm)

- Dynamic loading capacity is 35kg
- Galvanizing finish
- Length 250-600mm
- Full extension
- Tool-free assembly and removal of drawer
- Linkage system is in perfect silence and smooth
- Drawer adjustment up/down 0-3mm, lift/right ± 1.5 mm

Individually Packed		
Nominal Length NL	Item #	Set/CTN
250mm	BBF01-250	10
270mm	BBF01-270	10
300mm	BBF01-300	10
350mm	BBF01-350	10
400mm	BBF01-400	10
450mm	BBF01-450	10
500mm	BBF01-500	10
550mm	BBF01-550	10
600mm	BBF01-600	10



Full Extension Concealed Drawer Slide with 2D Trigger- Push open(18mm)

- Dynamic loading capacity is 35kg
- Galvanizing finish
- Length 250-600mm
- Full extension
- Tool-free assembly and removal of drawer
- Linkage system is in perfect silence and smooth
- Drawer adjustment up/down 0-3mm, lift/right ± 1.5 mm

Individually Packed		
Nominal Length NL	Item #	Set/CTN
250mm	BBF02-250	10
270mm	BBF02-270	10
300mm	BBF02-300	10
350mm	BBF02-350	10
400mm	BBF02-400	10
450mm	BBF02-450	10
500mm	BBF02-500	10
550mm	BBF02-550	10
600mm	BBF02-600	10



Full Extension Concealed Drawer Slide with 3D Trigger- Soft closing(16mm)

- Dynamic loading capacity is 35kg
- Galvanizing finish
- Length 270-600mm
- Full extension
- Tool-free assembly and removal of drawer
- Linkage system is in perfect silence and smooth
- Three-dimension drawer adjustment.

Individually Packed		
Nominal Length NL	Item #	Set/CTN
270mm	TB11-270-H	10
300mm	TB11-300-H	10
350mm	TB11-350-H	10
400mm	TB11-400-H	10
450mm	TB11-450-H	10
500mm	TB11-500-H	10
550mm	TB11-550-H	10
600mm	TB11-600-H	10



Full Extension Concealed Drawer Slide with 3D Trigger- Soft closing(18mm)

- Dynamic loading capacity is 35kg
- Galvanizing finish
- Length 270-600mm
- Full extension
- Tool-free assembly and removal of drawer
- Linkage system is in perfect silence and smooth
- Three-dimension drawer adjustment.

Individually Packed		
Nominal Length NL	Item #	Set/CTN
270mm	TB21-270-H	10
300mm	TB21-300-H	10
350mm	TB21-350-H	10
400mm	TB21-400-H	10
450mm	TB21-450-H	10
500mm	TB21-500-H	10
550mm	TB21-550-H	10
600mm	TB21-600-H	10



Full Extension Concealed Drawer Slide with 3D Trigger- Push open(16mm)



Full Extension Concealed Drawer Slide with 3D Trigger- Push open(18mm)

- Dynamic loading capacity is 35kg
- Galvanizing finish
- Length 270-600mm
- Full extension
- Tool-free assembly and removal of drawer
- Linkage system is in perfect silence and smooth
- Three-dimension drawer adjustment.

Individually Packed		
Nominal Length NL	Item #	Set/CTN
270mm	BBF11-270	10
300mm	BBF11-300	10
350mm	BBF11-350	10
400mm	BBF11-400	10
450mm	BBF11-450	10
500mm	BBF11-500	10
550mm	BBF11-550	10
600mm	BBF11-600	10

- Dynamic loading capacity is 35kg
- Galvanizing finish
- Length 270-600mm
- Full extension
- Tool-free assembly and removal of drawer
- Linkage system is in perfect silence and smooth
- Three-dimension drawer adjustment.

Individually Packed		
Nominal Length NL	Item #	Set/CTN
270mm	BBF12-270	10
300mm	BBF12-300	10
350mm	BBF12-350	10
400mm	BBF12-400	10
450mm	BBF12-450	10
500mm	BBF12-500	10
550mm	BBF12-550	10
600mm	BBF12-600	10



BD Full Extension Concealed Drawer Slide with Pin- Soft closing(16mm)

- Dynamic loading capacity is 35kg
- Galvanizing finish
- Length 250-600mm
- Full extension
- Tool-free assembly and removal of drawer
- Linkage system is in perfect silence and smooth
- Drawer adjustment up/down 0-+4mm

Individually Packed		
Nominal length NL	Item #	Set/CTN
250mm	BD10C-250-H	10
300mm	BD10C-300-H	10
350mm	BD10C-350-H	10
400mm	BD10C-400-H	10
450mm	BD10C-450-H	10
500mm	BD10C-500-H	10
550mm	BD10C-550-H	10
600mm	BD10C-600-H	10

BD Full Extension Concealed Drawer Slide with Pin- Soft closing(18mm)

- Dynamic loading capacity is 35kg
- Galvanizing finish
- Length 250-600mm
- Full extension
- Tool-free assembly and removal of drawer
- Linkage system is in perfect silence and smooth
- Drawer adjustment up/down 0-+4mm

Individually Packed		
Nominal length NL	Item #	Set/CTN
250mm	BD20C-250-H	10
300mm	BD20C-300-H	10
350mm	BD20C-350-H	10
400mm	BD20C-400-H	10
450mm	BD20C-450-H	10
500mm	BD20C-500-H	10
550mm	BD20C-550-H	10
600mm	BD20C-600-H	10





BD Full Extension Concealed Drawer Slide with 2D Trigger- Soft closing(16mm)

- Dynamic loading capacity is 35kg
- Galvanizing finish
- Length 250-600mm
- Full extension
- Tool-free assembly and removal of drawer
- Linkage system is in perfect silence and smooth
- Drawer adjustment up/down 0-3mm, lift/right ± 1.5 mm

Individually Packed		
Nominal length NL	Item #	Set/CTN
250mm	BD10-250-H	10
300mm	BD10-300-H	10
350mm	BD10-350-H	10
400mm	BD10-400-H	10
450mm	BD10-450-H	10
500mm	BD10-500-H	10
550mm	BD10-550-H	10
600mm	BD10-600-H	10

BD Full Extension Concealed Drawer Slide with 2D Trigger- Soft closing(18mm)

- Dynamic loading capacity is 35kg
- Galvanizing finish
- Length 250-600mm
- Full extension
- Tool-free assembly and removal of drawer
- Linkage system is in perfect silence and smooth
- Drawer adjustment up/down 0-3mm, lift/right ± 1.5 mm

Individually Packed		
Nominal length NL	Item #	Set/CTN
250mm	BD20-250-H	10
300mm	BD20-300-H	10
350mm	BD20-350-H	10
400mm	BD20-400-H	10
450mm	BD20-450-H	10
500mm	BD20-500-H	10
550mm	BD20-550-H	10
600mm	BD20-600-H	10



BD Full Extension Concealed Drawer Slide with 3D Trigger- Soft closing(16mm)

- Dynamic loading capacity is 35kg
- Galvanizing finish
- Length 270-600mm
- Full extension
- Tool-free assembly and removal of drawer
- Linkage system is in perfect silence and smooth
- Three-dimension drawer adjustment.

Individually Packed		
Nominal length NL	Item #	Set/CTN
250mm	BD11-250-H	10
300mm	BD11-300-H	10
350mm	BD11-350-H	10
400mm	BD11-400-H	10
450mm	BD11-450-H	10
500mm	BD11-500-H	10
550mm	BD11-550-H	10
600mm	BD11-600-H	10



BD Full Extension Concealed Drawer Slide with 3D Trigger- Soft closing(18mm)

- Dynamic loading capacity is 35kg
- Galvanizing finish
- Length 270-600mm
- Full extension
- Tool-free assembly and removal of drawer
- Linkage system is in perfect silence and smooth
- Three-dimension drawer adjustment.

Individually Packed		
Nominal length NL	Item #	Set/CTN
250mm	BD21-250-H	10
300mm	BD21-300-H	10
350mm	BD21-350-H	10
400mm	BD21-400-H	10
450mm	BD21-450-H	10
500mm	BD21-500-H	10
550mm	BD21-550-H	10
600mm	BD21-600-H	10



Ball-Bearing Slide 06





Full Extension Ball-Bearing Slide (36mm width)

- Full extension; Open and Close softly and silently
- Easy to install and remove
- Dynamic loading capacity: 35kg
- Sing the best material: Q235B CRS
- Slide thickness: 1.0*1.0*1.2mm
- Passing 50,000 cycles testing
- Passing 48hrs salt spray testing
- Color: Black Silver

Individually Packed		Black
Nominal Length NL	Item #	Set/CTN
250mm	CB10-250-K36	20
300mm	CB10-300-K36	20
350mm	CB10-350-K36	20
400mm	CB10-400-K36	20
450mm	CB10-450-K36	20
500mm	CB10-500-K36	20
550mm	CB10-550-K36	20
600mm	CB10-600-K36	20

Individually Packed		Black Soft closing
Nominal Length NL	Item #	Set/CTN
250mm	CS10-250-K36	20
300mm	CS10-300-K36	20
350mm	CS10-350-K36	20
400mm	CS10-400-K36	20
450mm	CS10-450-K36	20
500mm	CS10-500-K36	20
550mm	CS10-550-K36	20
600mm	CS10-600-K36	20



Full Extension Ball-Bearing Slide (45mm width)

- Full extension; Open and Close softly and silently
- Easy to install and remove
- Dynamic loading capacity: 45kg
- Sing the best material: Q235B CRS
- Slide thickness: 1.2*1.2*1.5mm
- Passing 50,000 cycles testing
- Passing 48hrs salt spray testing
- Color: Black Silver


Individually Packed		Black
Nominal Length NL	Item #	Set/CTN
250mm	CB10-250-K45	20
300mm	CB10-300-K45	20
350mm	CB10-350-K45	20
400mm	CB10-400-K45	20
450mm	CB10-450-K45	20
500mm	CB10-500-K45	20
550mm	CB10-550-K45	20
600mm	CB10-600-K45	20

Individually Packed		Black Soft closing
Nominal Length NL	Item #	Set/CTN
300mm	CB20-300-K45	20
350mm	CB20-350-K45	20
400mm	CB20-400-K45	20
450mm	CB20-450-K45	20
500mm	CB20-500-K45	20
550mm	CB20-550-K45	20
600mm	CB20-600-K45	20



Hinges

Ø 35mm Fixed hydraulic buffering hinges(one-way)



Full overlay
Model:HG-LG301H



Half overlay
Model:HG-LG302H



Inset
Model:HG-LG303H

Ø 35mm Fixed hydraulic buffering hinges(one-way)



Full overlay
Model:HG-LG321H



Half overlay
Model:HG-LG322H



Inset
Model:HG-LG323H

Ø 35mm Regular Clip-on hydraulic buffering hinges(one-way)



Full overlay
Model:HG-LK261H



Half overlay
Model:HG-LK262H



Inset
Model:HG-LK263H

Ø 35mm Clip-on hydraulic buffering hinges (one-way)



Full overlay
Model:HG-LK181G



Half overlay
Model:HG-LK182G



Inset
Model:HG-LK183G

Ø 35mm Clip-on hydraulic buffering aluminum doorframe hinges(one-way)



Full overlay
Model:HG-LK651H



Half overlay
Model:HG-LK652H




Inset
Model:HG-LK653H


Ø 35mm Clip-on 165°hydraulic buffering hinges(one-way)



Full overlay
Model:HG-K751A



Half overlay
Model:HG-K752A



Inset
Model:HG-K753A

Ø 35mm Clip-on angled hydraulic buffering aluminum doorframe hinges(one-way)

30°



Full overlay
Model:HG-LKA30H

45°



Full overlay
Model:HG-LKA45H

90°



Full overlay
Model:HG-LKA90H

Ø40mm Fixed hydraulic buffering hinges(one-way)



Full overlay
HG-LG221H



Half overlay
HG-LG222H



Inset
HG-LG223H

Ø40mm Regular Clip-on hydraulic buffering hinges(one-way)



Full overlay
HG-LK221H



Half overlay
HG-LK222H



Inset
HG-LK223H



07

American Style Soft Closing
Undermount Slides





Buffering Lift Up Support

- Applied to dresser, toy cabinet, bedroom storage cabinet and so on.
- Need to accompany with common visible hinge or concealed hinge for installation.
- Optional choose left 1pc, right 1pc, or 1set (left and right 1pc each) according to the door's weight.
- Accessories : cross recessed raised countersunk head tapping screw M4 x 16
cross recessed countersunk head tapping screw M4 x 16
- Angle of installation equals to $90^{\circ} + 0/-5$.
- No requirements of any soft-closing hinge for installation.
- Door proportion: short side/long side $\approx 1/2 \sim 3/5$.
- The hardware should be installed on the short side.

Torque	Item #
3.0-4.0kg	HA-K01R-H
3.0-4.0kg	HA-K01L-H
4.0-5.0kg	HA-M01R-H
4.0-5.0kg	HA-M01L-H
5.0-6.0kg	HA-H01R-H
5.0-6.0kg	HA-H01L-H



Weitu Functional Desk

- Perfect synchronization and stability during transformation.
- Double connecting design helps maintain stable movement.
- Multi-functional design brings new life experience to customers.
- Exquisite workmanship, being concentrate on details and quality.
- Storage function design helps create more space.
- Maximum loading capacity is 100kg.
- Rubber rings are applied to the transmission shaft, to achieve silent moving.







Item #

CSL-GN-SJ01

Xiaobang Coffee Table

- Double hydraulic support with double lever design simplifies the lifting operation of the top plate.
- Double connecting lever design helps maintain stable movement.
- Multi-functional design brings new life experience to customers.
- Exquisite workmanship, being concentrate on details and quality.
- Excellent damper to make sure of closing softly.
- Rubber rings are applied to the transmission shaft, to achieve silent moving.
- Storage function design helps create more space.




Kuka Functional Bed

- Unique function, vertical structure and 180° rotation design all help to create more space.
- Double side-rail design ensures a synchronized and stable revolving.
- Bottom metal turntable brings smooth revolving.
- Humanized design, lock button is used at the side panel for safety precaution as well as easy revolving.
- Hydraulic support is applied to give good assistance when the mattress is raising.
- Easy to install and release, available in king and queen size.
- Save space between mattress and headboard.
- Stable underframe system, with mattress belt up by elastic band, unmovable during moving.

Item #

CSL-GN-FC01150





Item #

CSL-GN-FC02

Weitu Murphy Bed

- Simple design and elegant appearance.
- Hydraulic support with lever provides assistance while rising the mattress by hands.
- Easy to install and release, available in queen and king size.
- Save space between mattress and headboard.
- Stable underframe system, with mattress belt up by elastic band, unmovable during operation.
- Unique functional design helps create more space.



Wolun Murphy Bed

- Simple design and elegant appearance.
- Easy to install and release, available in queen and king size.
- Save space between mattress and headboard.
- Stable underframe system, with mattress belt up by elastic band, unmovable during moving.
- Unique functional design helps create more space.

Item #

CSL-GN-FC03





Kaimi Murphy Bed &Desk

- Simple design and elegant appearance.
- Easy to install and release, available in queen and king size.
- Save space between mattress and headboard.
- Stable underframe system, with mattress belt up by elastic band, unmovable during moving.
- Unique functional design helps create more space.

Item #

CSL-GN-FC04





WeChat



Weibo

Dongguan Cossla Enterprise Co.,Ltd

Add: Shatang Industrial Park, Kangle South Road, Houjie
Town, Dongguan City, Guangdong, China

Hot Line: +86-769-86009863
+86-769-85030094

E-mail: info@cossila.com

